
SECURITIES AND EXCHANGE COMMISSION
WASHINGTON, D.C. 20549

FORM 8-K

Current Report
Pursuant to Section 13 or 15(d)
of the Securities Exchange Act of 1934

Date of Report (Date of earliest event reported): July 12, 2016

IES Holdings, Inc.

(Exact name of registrant as specified in Charter)

Delaware
(State or Other Jurisdiction
of Incorporation)

001-13783
(Commission
File Number)

76-0542208
(I.R.S. Employer
Identification Number)

5433 Westheimer Road, Suite 500, Houston, Texas 77056
(Address of Principal Executive Offices)

Registrant's telephone number, including area code: (713) 860-1500

Check the appropriate box below if the Form 8-K filing is intended to simultaneously satisfy the filing obligation of the registrant under any of the following provisions (see General Instruction A.2. below):

- Written communications pursuant to Rule 425 under the Securities Act (17 CFR 230.425)
 - Soliciting material pursuant to Rule 14a-12 under the Exchange Act (17 CFR 240.14a-12)
 - Pre-commencement communications pursuant to Rule 14d-2(b) under the Exchange Act (17 CFR 240.14d-2 (b))
 - Pre-commencement communications pursuant to Rule 13e-4(c) under the Exchange Act (17 CFR 240.13e-4 (c))
-
-

Item 7.01. Regulation FD Disclosure.

On July 12, 2016, Robert W. Lewey, President of IES Holdings, Inc. (the “Company”), and Tracy A. McLauchlin, Chief Financial Officer of the Company, will meet with investors at the CJS Securities 16th Annual “New Ideas” Summer Conference, which is being held in White Plains, New York, and will review with investors the presentation attached as Exhibit 99.1 to this Current Report on Form 8-K, which is incorporated herein by reference.

The presentation will also be posted on the Company’s website, www.ies-co.com, on or about the close of business on July 12, 2016, under the Investor Relations section with the title “CJS Securities 16th Annual ‘New Ideas’ Summer Conference – July 12, 2016.” The presentation will remain on the Company’s website for a period of at least thirty days. The information set forth herein is furnished pursuant to Item 7.01–Regulation FD Disclosure and shall not be deemed “filed” for purposes of Section 18 of the Securities Exchange Act of 1934, as amended (the “Exchange Act”), or otherwise subject to the liabilities of such section nor shall the information be deemed incorporated by reference in any filing of the Company.

The presentation referred to above contains “forward-looking statements” within the meaning of Section 27A of the Securities Act of 1933, as amended, and Section 21E of the Exchange Act. Such forward-looking statements involve known and unknown risks, uncertainties and other factors which may cause the actual results, performance or achievements of the Company to be materially different from any future results, performance or achievements expressed or implied by such forward-looking statements. More detailed information about these factors is set forth in the presentation referred to above, which the Company has made available on its website. The Company undertakes no obligation to publicly update or revise any information or forward-looking statements in the presentation, including to reflect events or circumstances that may arise after the date of the presentation.

Item 9.01. Financial Statements and Exhibits.

(d) Exhibits.

<u>Exhibit Number</u>	<u>Description</u>
Exhibit 99.1	Investor presentation titled “CJS Securities 16th Annual ‘New Ideas’ Summer Conference – July 12, 2016.”

SIGNATURES

Pursuant to the requirements of the Securities Exchange Act of 1934, the registrant has duly caused this report to be signed on its behalf by the undersigned thereunto duly authorized.

IES HOLDINGS, INC.

/s/ Gail D. Makode

Gail D. Makode

Senior Vice President and General Counsel

Date: July 12, 2016

EXHIBIT INDEX

<u>Exhibit Number</u>	<u>Description</u>
Exhibit 99.1	Investor presentation titled "CJS Securities 16th Annual 'New Ideas' Summer Conference – July 12, 2016."

IES Holdings, Inc.

CJS Securities 16th Annual “New Ideas” Summer Conference
July 12, 2016



Forward-Looking Statements

Certain statements in this presentation may be deemed "forward-looking statements" within the meaning of Section 27A of the Securities Act of 1933 and Section 21E of the Securities Exchange Act of 1934, all of which are based upon various estimates and assumptions that the Company believes to be reasonable as of the date hereof. In some cases, you can identify forward-looking statements by terminology such as "may," "will," "could," "should," "expect," "plan," "project," "intend," "anticipate," "believe," "seek," "estimate," "predict," "potential," "pursue," "target," "continue," the negative of such terms or other comparable terminology. These statements involve risks and uncertainties that could cause the Company's actual future outcomes to differ materially from those set forth in such statements. Such risks and uncertainties include, but are not limited to, the ability of our controlling shareholder to take action not aligned with other shareholders; the possibility that certain tax benefits of our net operating losses may be restricted or reduced in a change in ownership; the inability to carry out plans and strategies as expected, including our inability to identify and complete acquisitions that meet our investment criteria in furtherance of our corporate strategy; competition in the industries in which we operate, both from third parties and former employees, which could result in the loss of one or more customers or lead to lower margins on new projects; fluctuations in operating activity due to downturns in levels of construction, seasonality and differing regional economic conditions; and our ability to successfully manage projects., as well as other risk factors discussed in this document and in the Company's annual report on Form 10-K for the year ended September 30, 2015. You should understand that such risk factors could cause future outcomes to differ materially from those experienced previously or those expressed in such forward-looking statements. The Company undertakes no obligation to publicly update or revise any information, including information concerning its controlling shareholder, net operating losses, borrowing availability, or cash position, or any forward-looking statements to reflect events or circumstances that may arise after the date of this presentation.

Forward-looking statements are provided in this presentation pursuant to the safe harbor established under the Private Securities Litigation Reform Act of 1995 and should be evaluated in the context of the estimates, assumptions, uncertainties, and risks described herein.

General information about IES Holdings, Inc. can be found at <http://www.ies-co.com> under "Investors." The Company's annual report on Form 10-K, quarterly reports on Form 10-Q and current reports on Form 8-K, as well as any amendments to those reports, are available free of charge through the Company's website as soon as reasonably practicable after they are filed with, or furnished to, the SEC.

Attending Company Management

Robert Lewey

President & Director

Tracy McLauchlin

SVP, CFO & Treasurer

William Albright

VP, Finance & Corporate Development

David Gendell

Non-Executive Chairman of the Board

IES Holdings Summary (IESC)

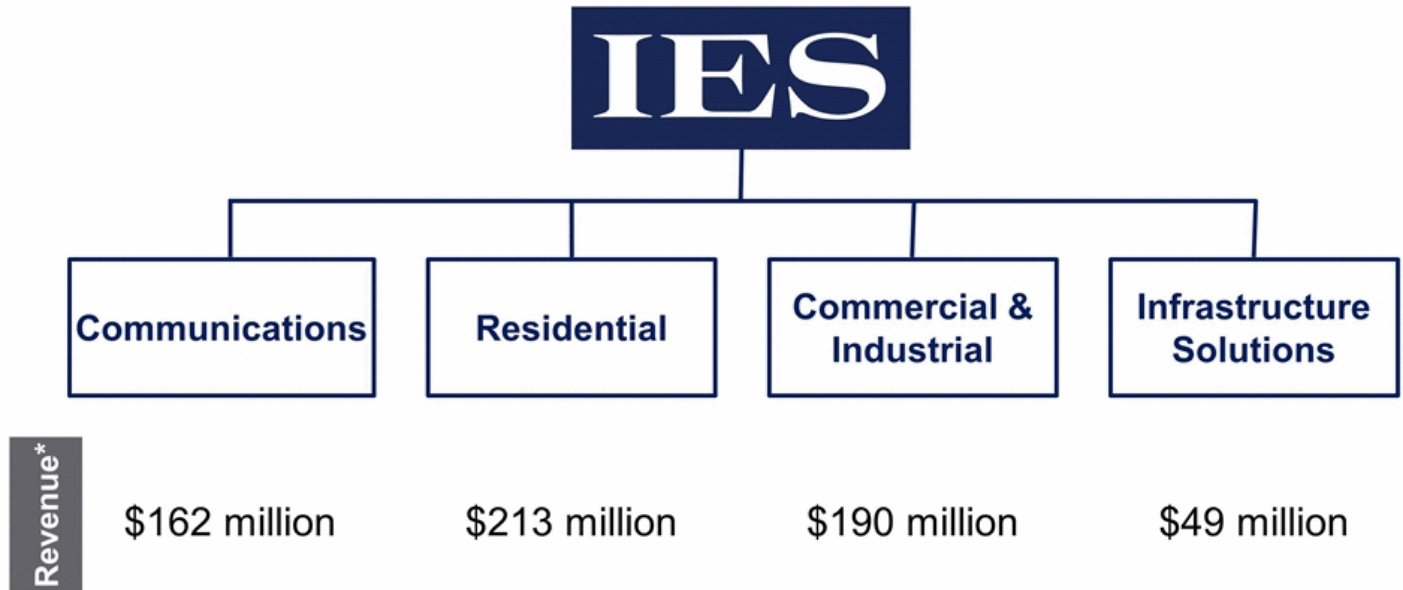
Revenue	\$615 million*
EPS	\$0.91 per share*
Market Value	\$267 million (6/30/16)
Cash	\$58 million (3/31/16)
Debt	\$10 million (3/31/16)
Estimated Net Operating Loss Carryforwards (NOLs)	\$439 million (9/30/15)**

* Twelve months ended 3/31/16



** Including approximately \$142 million resulting from the additional amortization of personal goodwill

Holding Company Structure



* Twelve months ended 3/31/16

Growth Strategy

Improve Existing Business Margins

Strategic Acquisitions

Maintain Strong Balance Sheet

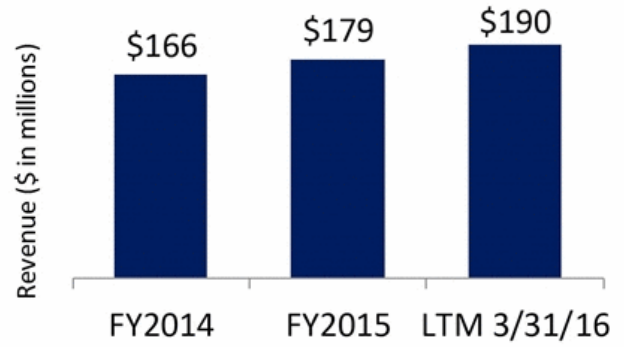
Safety

Be a Preferred Buyer For Closely Held Sellers

Utilize NOLs

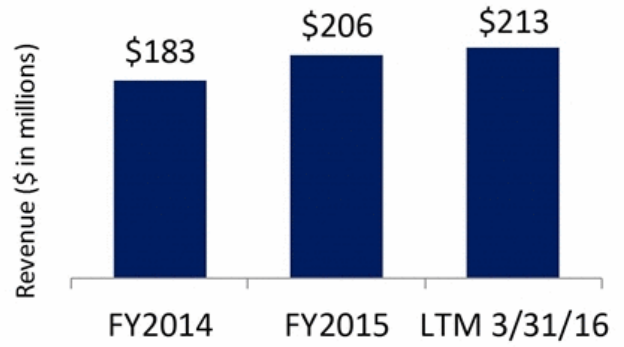
IES Commercial & Industrial Overview

- ◆ Commercial Buildings
- ◆ Industrial Power
- ◆ Medium Voltage Transmission
- ◆ Mechanical (HVAC) Contracting
- ◆ Mechanical (HVAC) Services



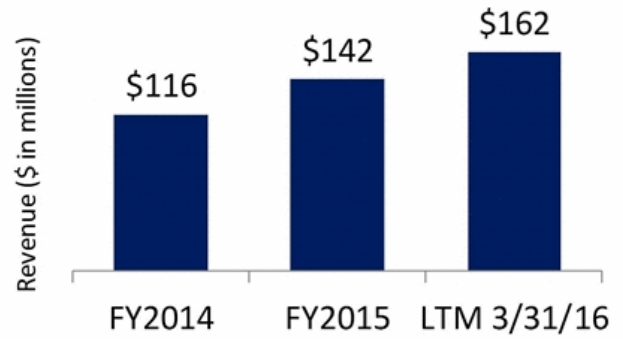
IES Residential Overview

- ◆ Single-Family Homes
- ◆ Multi-Family Homes
- ◆ Cable TV
- ◆ Solar Power



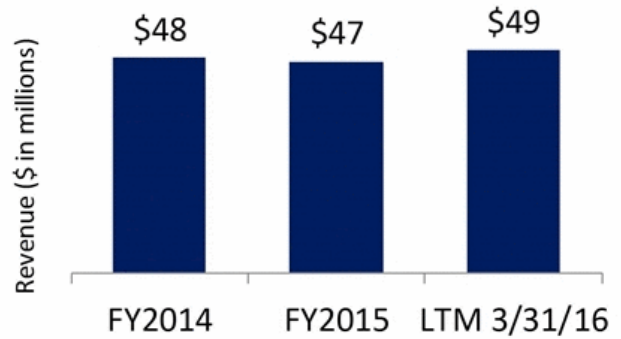
IES Communications Overview

- ◆ Mission Critical Services
- ◆ Communications Infrastructure
- ◆ Data Centers
- ◆ Security Systems
- ◆ Audio Visual Systems
- ◆ Large Corporate Clients



IES Infrastructure Solutions Overview

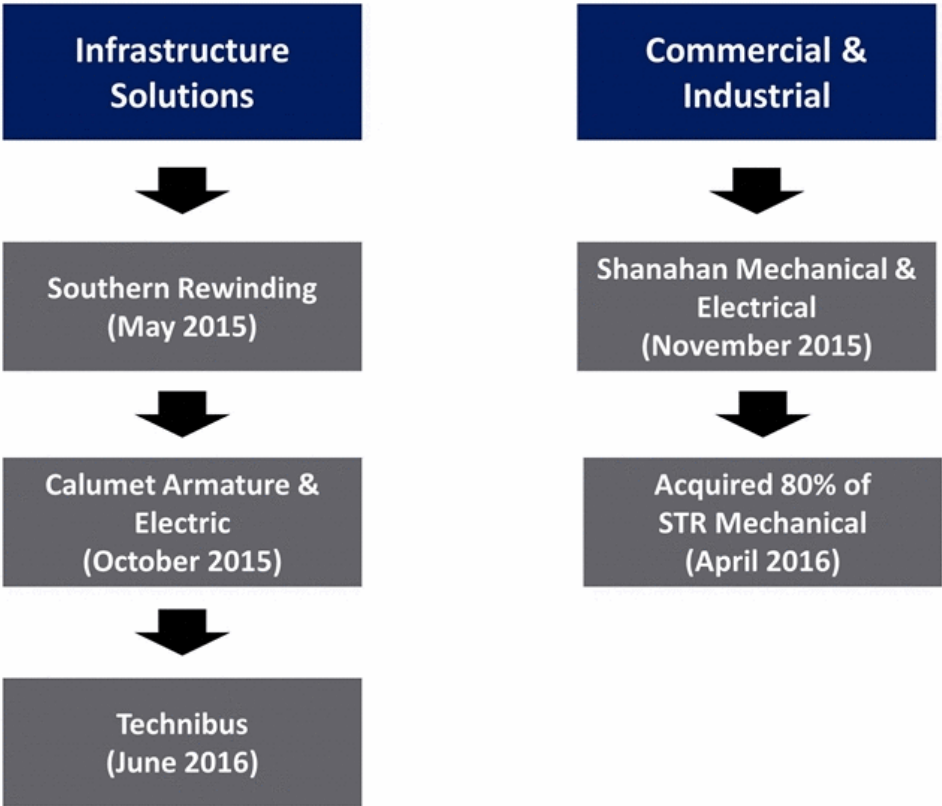
- ◆ Created in 2013
- ◆ Motor Repair & Rewind
- ◆ Field Services
- ◆ Magnet Manufacturing & Repair
- ◆ Switchgear Services
- ◆ Transformer Reconditioning
- ◆ Transit Motor Manufacturing & Repair
- ◆ Bus Duct Manufacturing



Restructuring IES: 2011 to 2014

(\$ in millions)	Fiscal Year Ending September 30,			
	2011	2012	2013	2014
<u>Income Statement Summary</u>				
Revenue	\$406.1	\$456.1	\$494.6	\$512.4
Operating Income	(\$17.2)	(\$0.4)	\$0.4	\$7.6
Interest Expense & Other	\$2.2	\$2.2	\$2.3	\$1.4
Pre-Tax Income	(\$19.4)	(\$2.6)	(\$1.9)	\$6.3
Taxes	\$0.2	\$0.0	\$0.3	\$0.7
Net income (loss) from continuing operations	(\$19.6)	(\$2.7)	(\$2.2)	\$5.5
Net (loss) from discontinued operations	(\$18.3)	(\$9.1)	(\$1.4)	(\$0.2)
Net income (loss)	(\$37.8)	(\$11.8)	(\$3.6)	\$5.3
EPS from continuing operations	(\$1.30)	(\$0.18)	(\$0.14)	\$0.30
<u>Select Balance Sheet Data</u>				
Cash	\$35.6	\$18.7	\$20.8	\$47.3
Debt	\$10.5	\$10.5	\$13.8	\$10.2
Equity	\$64.3	\$53.2	\$62.5	\$88.0

IES Growth Strategy: 2015 – 2016 Strategic Acquisitions



IES Growth Strategy: 2014 to Present

(\$ in millions)	FYE September 30,		Six Months Ending March 31,		Last Twelve Months
	2014	2015	2015	2016	3/31/16
	<u>2014</u>	<u>2015</u>	<u>2015</u>	<u>2016</u>	<u>3/31/16</u>
Revenue	\$512.4	\$573.9	\$270.1	\$310.7	\$614.5
Operating Income	\$7.6	\$18.5	\$6.3	\$7.6	\$19.8
Interest Expense & Other	\$1.4	\$1.0	\$0.4	\$0.6	\$1.1
Pre-Tax Income	\$6.3	\$17.5	\$5.9	\$7.1	\$18.7
Taxes	\$0.7	\$0.7	\$0.6	(\$0.9)	(\$0.8)
Net income from continuing operations	\$5.5	\$16.9	\$5.3	\$8.0	\$19.5
EPS from continuing operations	\$0.30	\$0.79	\$0.25	\$0.37	\$0.91

IES Growth Strategy: 2014 to Present (cont.)

(\$ in millions)	September 30,		March 31,
	2014	2015	2016
Cash	\$47.3	\$49.4	\$58.3
Current Assets	\$120.6	\$139.7	\$134.9
Non-Current Assets	\$33.2	\$37.7	\$42.6
Total Assets	<u>\$201.1</u>	<u>\$226.7</u>	<u>\$235.8</u>
Current Liabilities	\$95.9	\$108.1	\$108.8
Other Liabilities	\$7.0	\$7.0	\$6.9
Debt	\$10.2	\$10.2	\$10.2
Total Liabilities	<u>\$113.1</u>	<u>\$125.3</u>	<u>\$126.0</u>
Equity	<u>\$88.0</u>	<u>\$101.4</u>	<u>\$109.8</u>
Total Liabilities & Equity	<u>\$201.1</u>	<u>\$226.7</u>	<u>\$235.8</u>

2016 to 2018 Growth Strategy

Continue Strategic Acquisitions

Expand Margins

Maintain Strong Balance Sheet

Find Fifth Leg of the Holding Company

Maximize Use of NOLs

IES Holdings, Inc.

Questions?

